

**DRIVERS
BRIEFING**
Super Trofeo
Europe
Round 5





EVENT SCHEDULE



November, 10 – 12 Super Trofeo Europe 5° Round

November, 13 – 14 Official test sessions Super Trofeo ASIA & North America

November, 14 – 17 ST Europe, Asia & North America 6th Round

November, 18 – 19 LAMBORGHINI World Finals



GENERAL INFO



STEu ROUND 5 and 6 2 Groups: Pro & Pro-Am / Am & LC

! Space in pit lane

! Impossible to leave an empty space between all cars in Pro & Pro-Am

Gentleman agreement with the neighbours



STERRATO EXPERIENCE AREA

- | RACE CONTROL
- | COORDINATION OFFICES
- | STEWARDS OFFICE
- | BRIEFING ROOM
- | MEDIA CENTER
- | STAFF SELF SERVICE

MB

P7

- | CENTRO CONGRESSI VIP HOSPITALITY
- | FLEET PARKING
- | STO ANNIVERSARY EXIBITION

DRIVING EXPERIENCE AREA

- | ESSENZA
- | SPARE PARTS
- | COLLISION CENTER
- | CARBON REPAIR
- | LMDH EXIBITION
- | MOVEMBER
- | VIP PROGRAM - SIMULATORS

PIT

P0

- | ST EUROPEAN TEAMS
- | DEALER HOSPITALITY
- | ESSENZA HOSPITALITY
- | LAMBORGHINI SHOP
- | SHUTTLE SERVICE POINT 2

DC

- | TEAM HOSPITALITY

SCRUTINEERING BAY

- | ST EUROPEAN TEAMS
- | MAXPROM FUEL TENT
- | SHUTTLE SERVICE POINT 1

P1

P4

- | ST NORTH AMERICA TEAMS
- | ST ASIA TEAMS

P3

- | HANKOOK FITTING AREA
- | TEAMS PARKING
- | LAMBORGHINI VIP PARKING

PARKING

PARKING

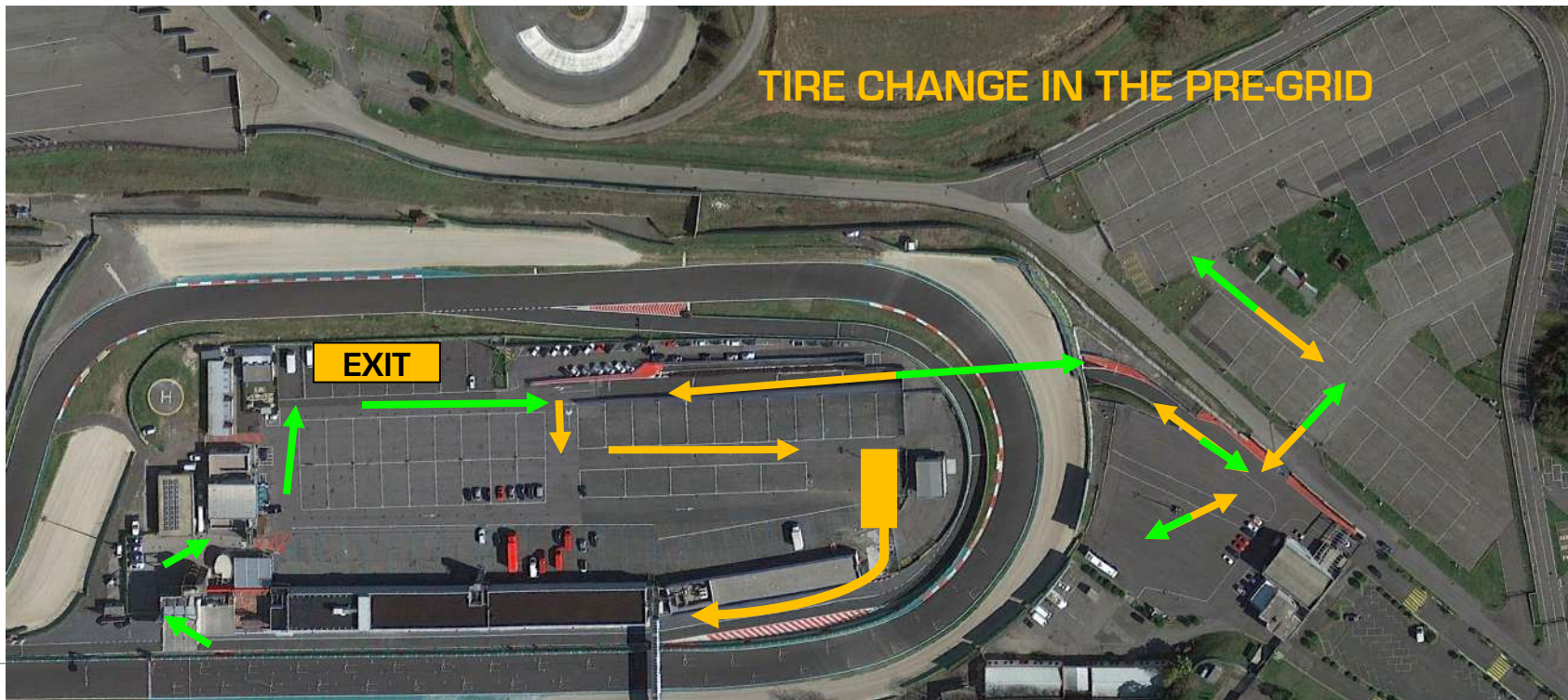
PARK HOTEL

- | ACCREDITATION CENTER

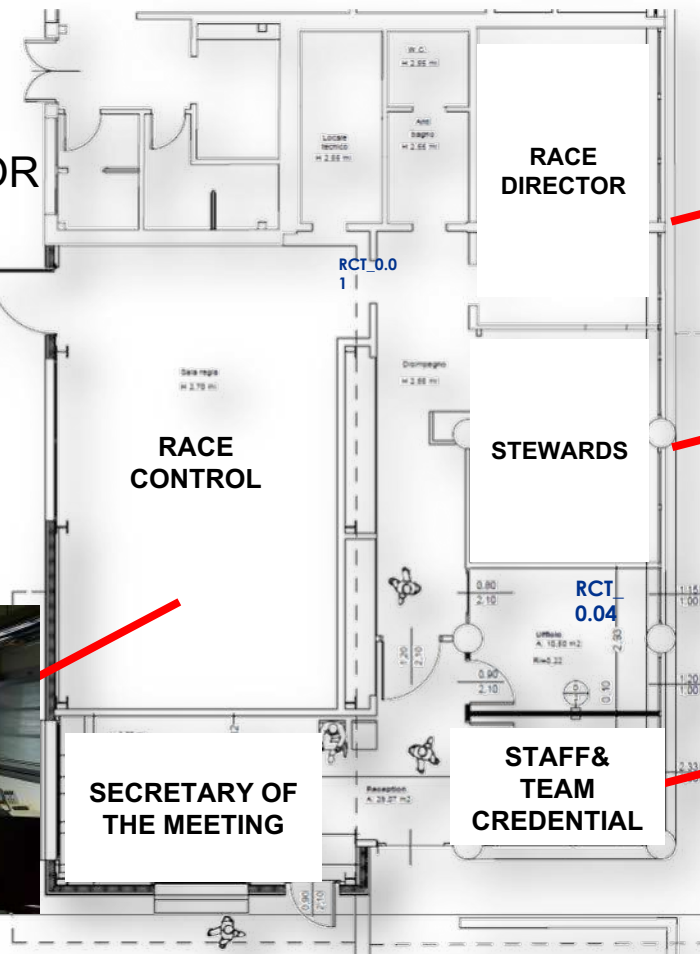
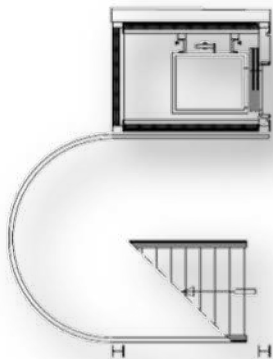


HA PKOOK

ACCESS TO THE TRACK FROM P3 & P4

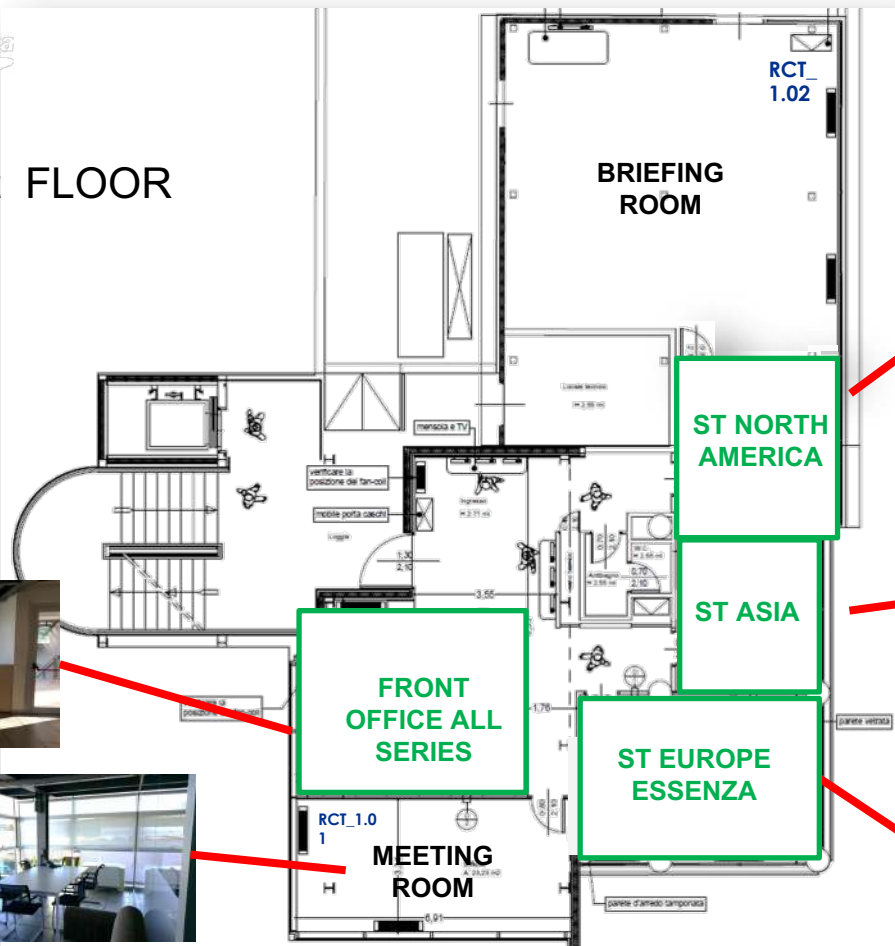


GROUND FLOOR





1st FLOOR



SQUADRA CORSE

NA 03

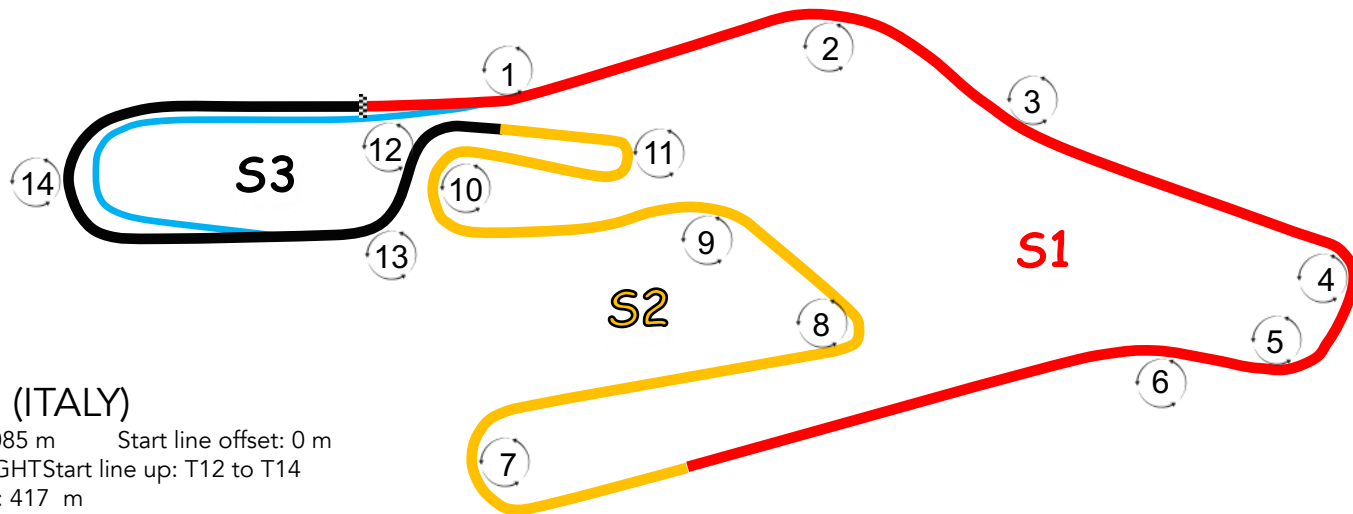




GENERAL INFORMATION



- Alcohol tolerance is 0. Possible Checks 3 hours < session < 30' after
- Be aware of the Anti-doping regulations - Check the FIA web site - Inform the Medical Officer
- Race director radio: Radio check 10 to 15 Min before each session
- Incidents involving different categories, the more PRO Cat will be deemed to be at fault unless evidence clearly shows the contrary.
- Nobody in front of the car or standing behind the panels - use lollipops
- Flashing head lights Max 3 times between two corners



Vallelunga (ITALY)

Circuit length: 4085 m Start line offset: 0 m

Pole position: RIGHT Start line up: T12 to T14

Pit IN to Pit OUT: 417 m

Int 1 at: 1 751,30 m Int 2 at: 2746 m

Safety Car 1st lap: T13 Race: Pit Exit

Lights OFF-
T10



PRE-GRID



**POSSIBILITY TO CHANGE THE TIRES
IN PRE-GRID**

ROGER DUBUIS





CONTROL START AND FINISH LINE



SQUADRA CORSE



ROGER DUBUIS

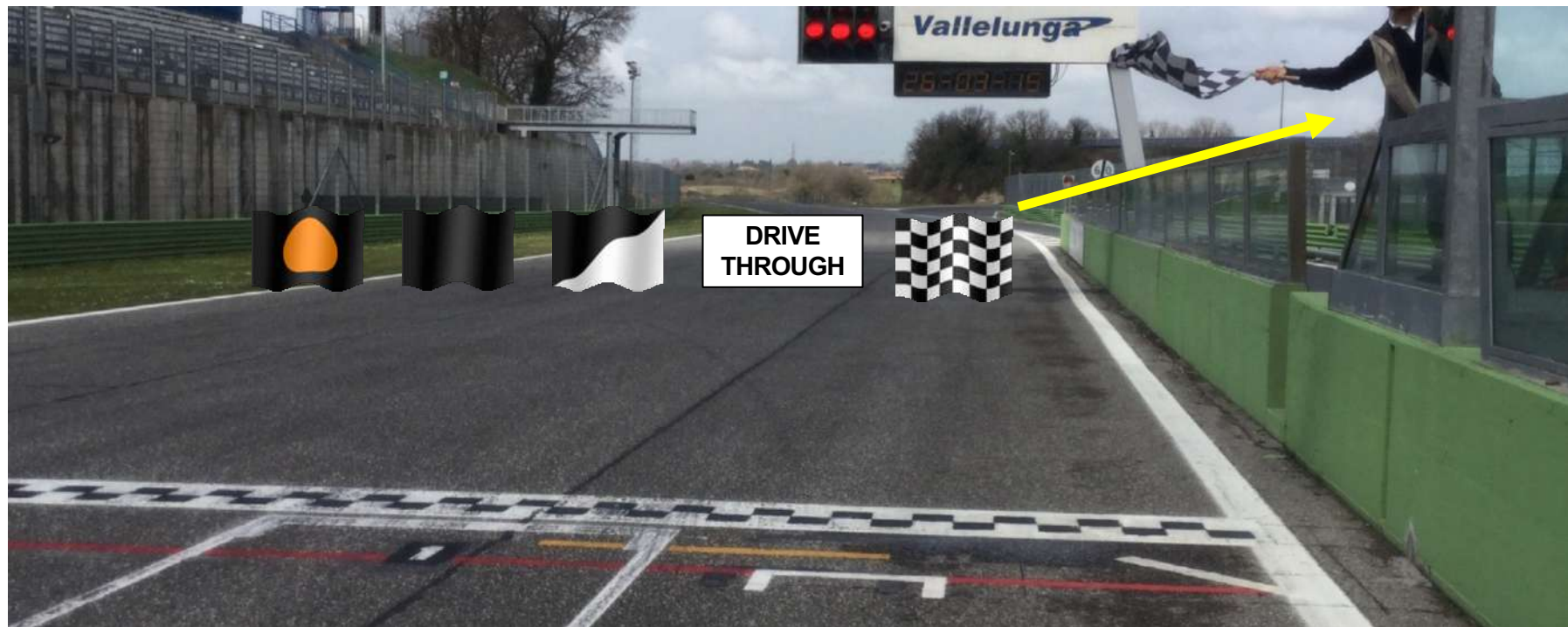




CONTROL START AND FINISH LINE



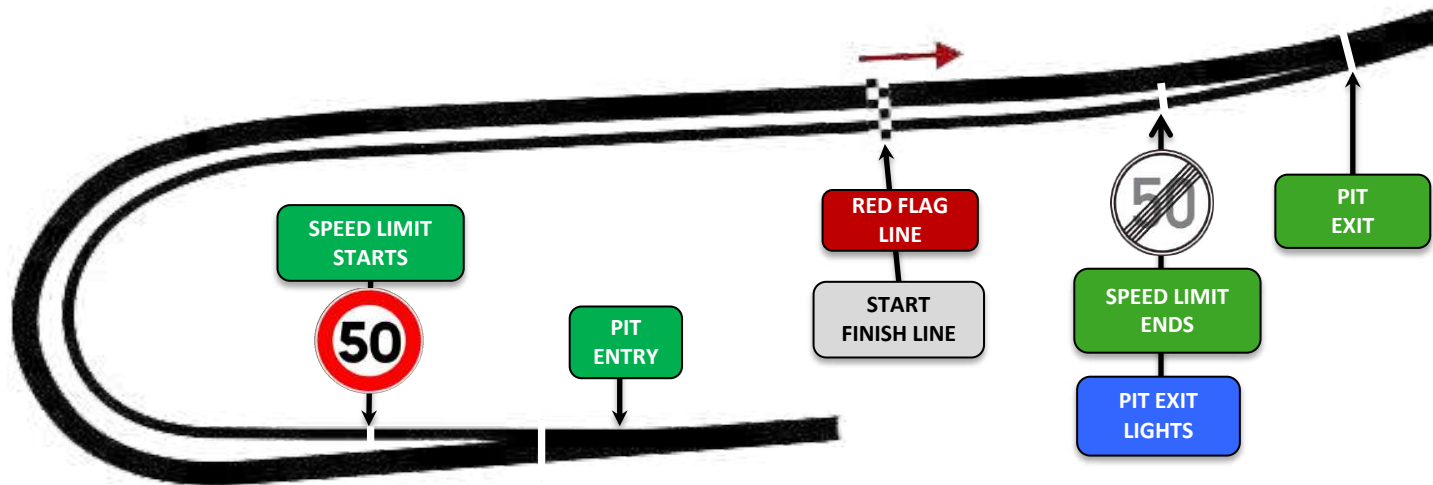
SQUADRA CORSE



ROGER DUBUIS




PIT LANE





PIT ENTRY



ROGER DUBUIS





PIT ENTRY SPEED LIMIT




ROGER DUBUIS





PIT LANE PART 1



ROGER DUBUIS





NOTICE BOARDS



LSTEU 5+6: https://drive.google.com/drive/folders/1uSdln3SMlyHtTPFV3JEkiZrLUr525i_1?usp=sharing

LST ASIA: https://drive.google.com/drive/folders/1Uy8Dm_F_jFr9CGwWib-ZUccJy3ZpvjyA?usp=sharing

LST North

America: <https://drive.google.com/drive/folders/154iMYvENYhhs8YziQfxjTKY6JJA1SkP0?usp=sharing>

Grand Finals: <https://drive.google.com/drive/folders/1yBcwfSh2dMMRnTrcs8m3tF7KP5-1Yeb3?usp=sharing>



PIT LANE



- **Pit Allocation:** not in function of the Pit Garages but grid positions on the ground with numbers on the pit wall
- **FAST LANE OPEN:** Up to 5 Minutes before the green at pit exit. Signal on the timing monitors and RD radio. Cars allowed to line up in the fast lane at Pit Exit. No FAST LANE OPEN for the races
- **RED FLAG:** Stop in front of your Pit 45° – No cars in the fast lane



MIN PIT STOP TIME



90 seconds – plus 3 seconds for solo drivers

Post race Drive Through 30 seconds

Post Race Stop & Go 35 seconds + Penalty time

TBC by a stewards' bulletin

Min Drive through time: 30 seconds

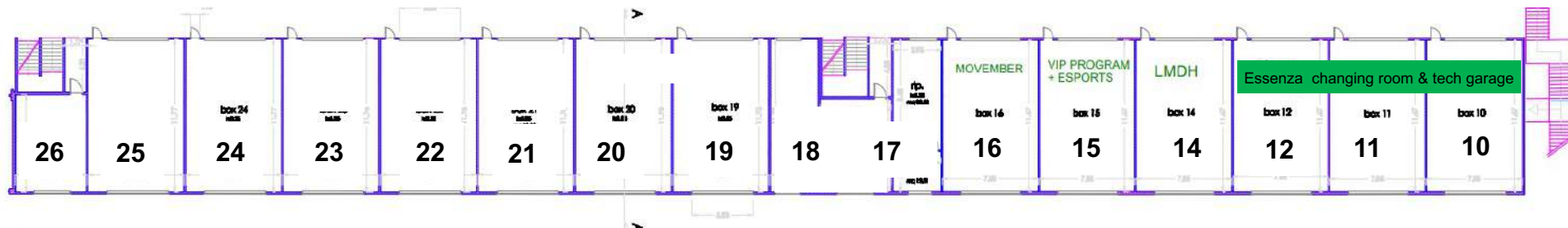
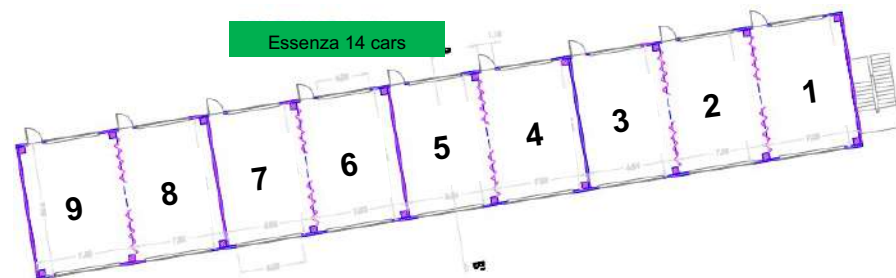


PIT ALLOCATION



- ESSENZA Garages
- 10 - 11 Essenza changing rooms
- 12 Essenza tech storage
- 14 LMDH
- 15 VIP Program - Simulators
- 16 Movember
- 18 Radio + compressed air rental
- Marshalling system
- 19 - 20 Spare Part

- 21 Carbon fiber bodywork repair
- 22 Collision Center
- 23 ST NA & ASIA storage
- 24 fleet rework
- 25 Crash recovery garage





START OF ALL SESSIONS



FAST LANE

WORKING LANE





PIT STOP & RACE



ROGER DUBUIS





PIT EXIT SPEED LIMIT




ROGER DUBUIS





PIT EXIT WHITE LINE

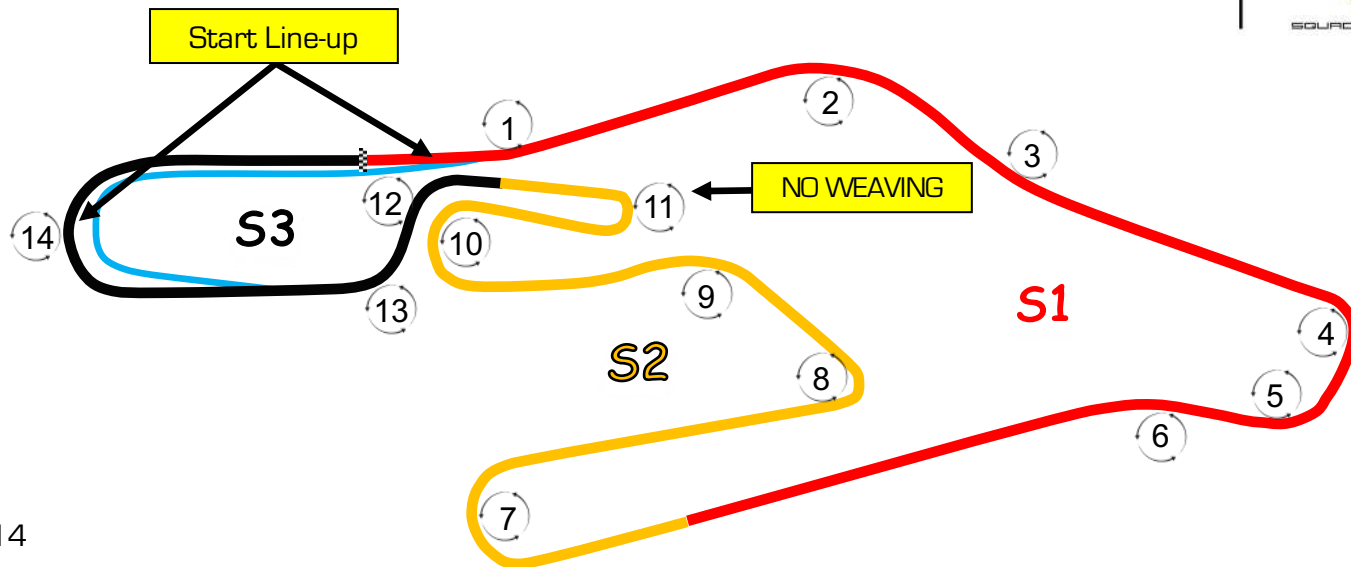


ROGER DUBUIS





START



Start line offset: 13 m
Pole position: RIGHT
Start line up: T12 to T14
Pit IN to Pit OUT: 417 m

ROGER DUBUIS






START



- TWO FORMATION LAPS TO INCREASE THE TIRE TEMPERATURE
- THE CLOCK WILL START AT THE END OF THE FIRST FORMATION LAP



START



No Start before


LC slow down to 50 Km/Hr at pit entry
Leader increase his speed up to 110 Km/Hr

ROGER DUBUIS





START



ROGER DUBUIS





START




ROGER DUBUIS





START



FULL COURSE YELLOW (ALL SESSIONS)

FCY



Message on the monitor and on the team radio

No overtaking - all cars at 80 Km/Hr - NO weaving (Zig Zag)

RESTART on short notice 5, 4, 3, 2, 1 - GREEN

No FCY during the first 3 laps of the race

During the race the FCY can be followed by a SC procedure



SAFETY CAR



SC boards and flag - Leader slow down fairly

The SC will come on track in front of the leader

All cars, in single file, must increase their speed to catch up the group

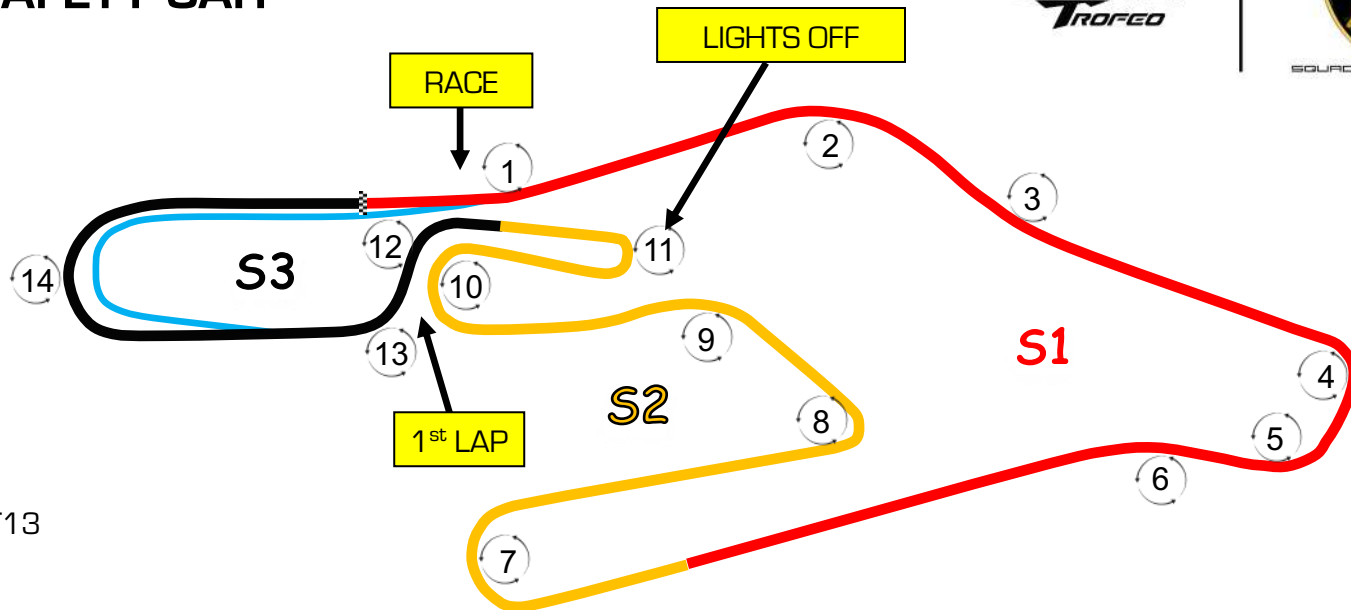
End of procedure: “SC in this lap”

“SC lights off” – all signalling removed

“Green” – no overtaking prior to pass the line



SAFETY CAR



Safety Car 1st lap: T13

Race: Pit Exit

Lights OFF- T11



PIT EXIT LIGHTS DURING SC



Pit exit light remain **GREEN**

When the SC will pass the START LINE, the pit exit light will turn **RED**

When last car in the group behind SC passes pit exit, the light will turn **GREEN**
again



RED FLAG PROCEDURE



Slow down to 80 Km/Hr - NO overtaking

Free practices: drive to pit lane

Qualifying: Clock stops - lap time cancelled - drive to pit lane

Race:

- Clock will NOT stop - line up red line
- Order as when the red flag was declared
- Parc-Fermé conditions - on the grid teams and officials ONLY
- Restart behind SC – (10) 5, 3, 1



BLUE FLAGS



At ALL TIMES: displayed to a driver leaving the pits if traffic is approaching on the track.

During PRACTICE: a faster car is close behind you and is about to overtake you.

During the RACE: shown to a car about to be lapped, the driver concerned must allow the following car to pass at the earliest opportunity.



SAFETY LIGHTS



ROGER DUBUIS





SAFE POSITIONS FOR CARS



SQUADRA CORSE



ROGER DUBUIS





TRACK EXIT



ROGER DUBUIS



